

# Clinical Patient Management System (CPMS)



# Clinical Patient Management System (CPMS)



Clinical Patient Management System, known as CPMS, is an online case discussion to discuss complex patient cases within and across ERNs. It's a secure web-based application to support European Reference Networks in the diagnosis and treatment of rare or low prevalence complex diseases or conditions across national borders

Health professionals can use the CPMS to collaborate actively and share patient within and across ERNs. Only ITHACA members and ITHACA guest users can be authorized users of the CPM

*In fall ➡ a new simplified CPMS workflow will be operational,  
plus ➡ a Customized ITHACA data Set*

## What do I need if I want to share my clinical case?



# Getting started



1. Internet connection

2. EU login

3. Mobile app

4. CPMS login

<https://cpms.ern-net.eu/login/>

A screenshot of the Clinical Patient Management System (CPMS) website. The header shows the European Reference Networks logo and the text "CPMS". The main content area is titled "Clinical Patient Management System (CPMS)" and describes it as an "IT Platform for Clinical Consultations between ERN Members". It explains that the CPMS aims to support ERNs in improving diagnosis and treatment of rare or low prevalence complex diseases across national borders. It also mentions that the CPMS is a secure Software as a Service (SaaS) and is supported by Virtual Communication Tools and DICOM viewers. A "Supported Browsers" section advises users to use the latest version of Google Chrome, Firefox, or Safari. At the bottom, there is a graphic with the text "Working for patients with rare, low-prevalence and complex diseases" and "Share.Care.Cure.". On the right side, there is a "Secure Login" section with a "Login via EU Login" button and a list of instructions for users, including a link to a video and a link to request access to the ERN Collaborative Platform (ECP).

European Reference Networks CPMS

### Clinical Patient Management System (CPMS)

IT Platform for Clinical Consultations between ERN Members

The CPMS aims at supporting ERNs in improving the diagnosis and treatment of rare or low prevalence complex diseases across national borders of Member States in Europe.

The CPMS is a secure Software as a Service (SaaS) that enables health professionals to enroll patients using comprehensive data models. Health professionals can use the CPMS to collaborate actively and share patient within and across ERNs.

The CPMS is supported by Virtual Communication Tools and DICOM viewers to facilitate the interaction between clinicians. Reporting tools are among the functionality of the system to seamlessly empower users to generate reports of interest for administrative and clinical purposes.

The site may change as we endeavour to incorporate suggestions from our Clinical Advisors, particularly in the area of Graphics and Reporting.

#### Supported Browsers

Please make sure you are using the latest version of Google Chrome , Firefox or Safari to avail of all CPMS functionalities.

#### Secure Login

You can Login to the CPMS ERN through the EU Login Authentication Service.

[Login via EU Login](#)

- Video: Getting Set-Up and Logged In to CPMS
- Only ERN members and ERN guest users can be authorised users of the CPMS.
- To access the CPMS you need to have an EU login. To create an EU login, [click here](#).
- To request authorisation to use the CPMS, [click here](#).
- To request access to the ERN Collaborative Platform (ECP) to exchange non clinical data with the other members of your ERN, [click here](#).
- For more information on the European Reference Networks, please visit [ec.europa.eu](http://ec.europa.eu).

Working for patients with rare, low-prevalence and complex diseases  
**Share.Care.Cure.**



# EU login

## Secure Login

You can Login to the CPMS ERN through the EU Login Authentication Service.

➔ **Login via EU Login**

- [Video: Getting Set-Up and Logged In to CPMS](#)
- Only ERN members and ERN guest users can be authorised users of the CPMS.
- To access the CPMS you need to have an EU login. To create an EU login, [click here](#).
- To request authorisation to use the CPMS, [click here](#).
- To request access to the ERN Collaborative Platform (ECP) to exchange non clinical data with the other members of your ERN, [click here](#).
- For more information on the European Reference Networks, please visit [ec.europa.eu](https://ec.europa.eu).



# EU login



## EU Login

One account, many EU services

Where is  
ECAS?



English (en)



[Create an account](#)

Login

## Create an account

[Help for external users](#)

**First name**

**Last name**

**E-mail**

**Confirm e-mail**

**E-mail language**

English (en)



# EU login



## EU Login

One account, many EU services

Where is  
ECAS?



English (en)



## Sign in to continue

Use your e-mail address

Next

[Create an account](#)

Or



Facebook



Twitter



Google

Or use the eID of your country



Select your country



# EU login



## EU Login

One account, many EU services

Where is  
ECAS?



English (en)



## Sign in to continue

Welcome

ruta.marcinkute@gmail.com  
(External)

[Sign in with a different e-mail address?](#)

Password

[Lost your password?](#)

Choose your verification method

Password 




Sign in



# Mobile app

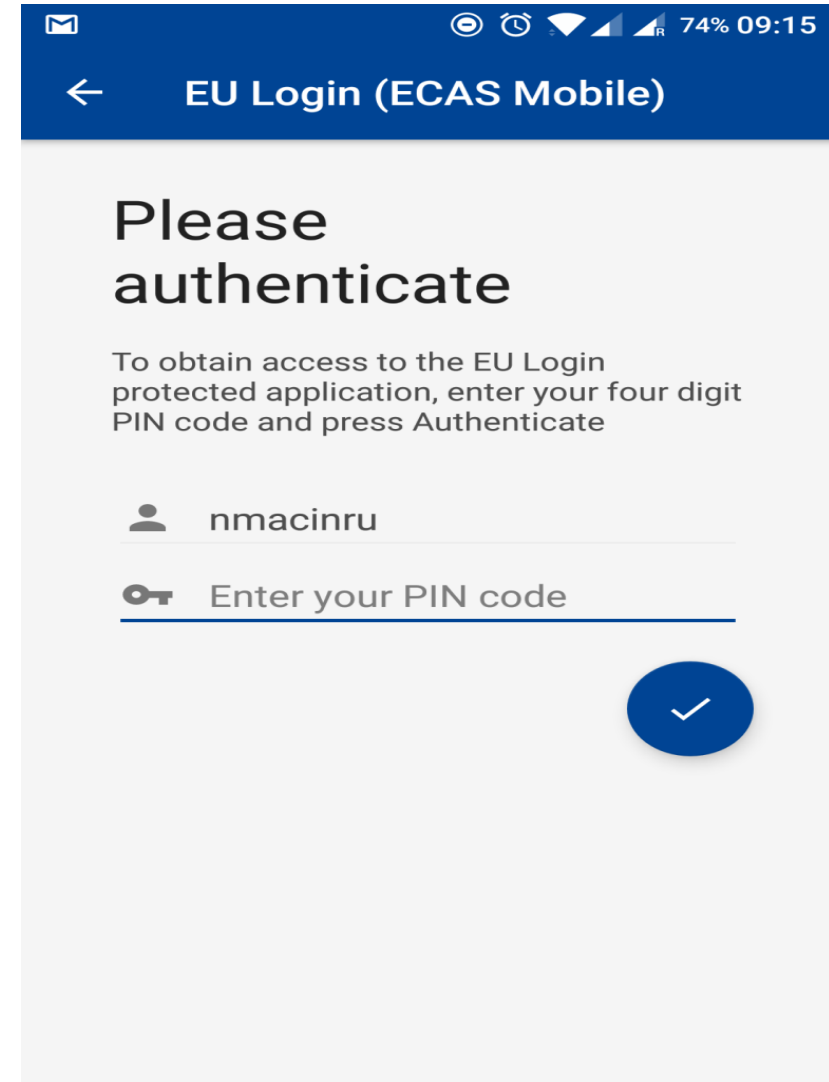
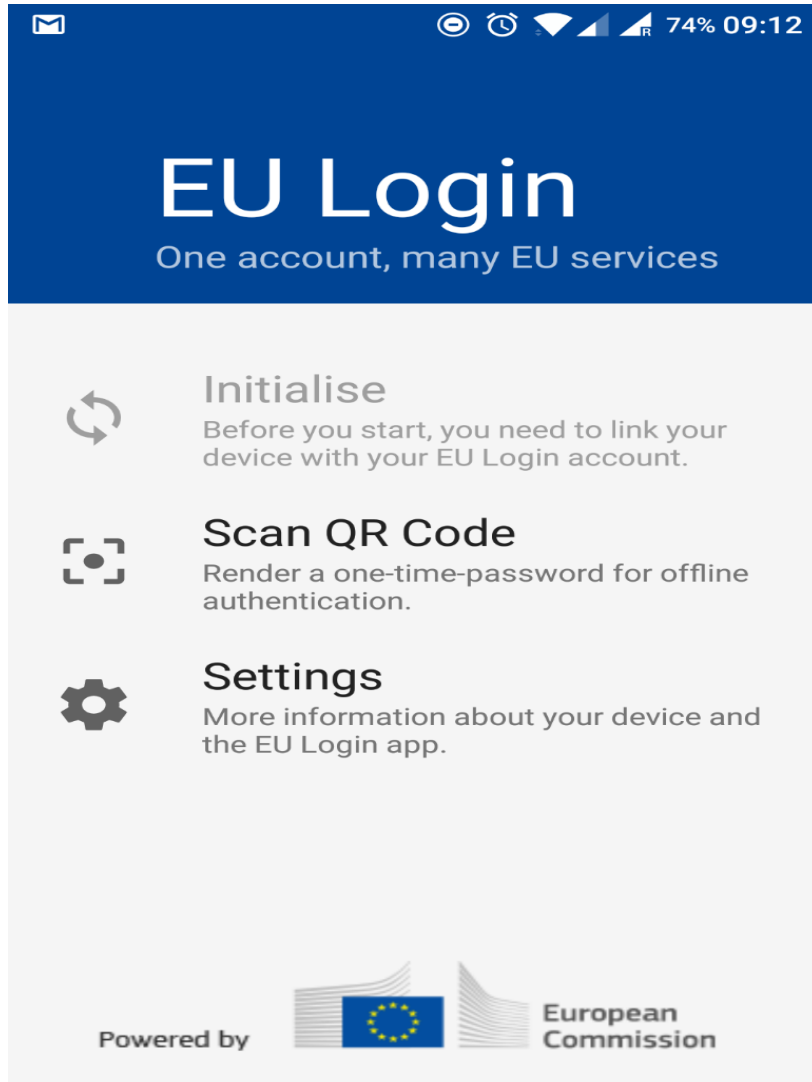


1. Internet connection
2. EU login
3. Mobile app
4. CPMS login (Saas)





# Mobile app



# CPMS login

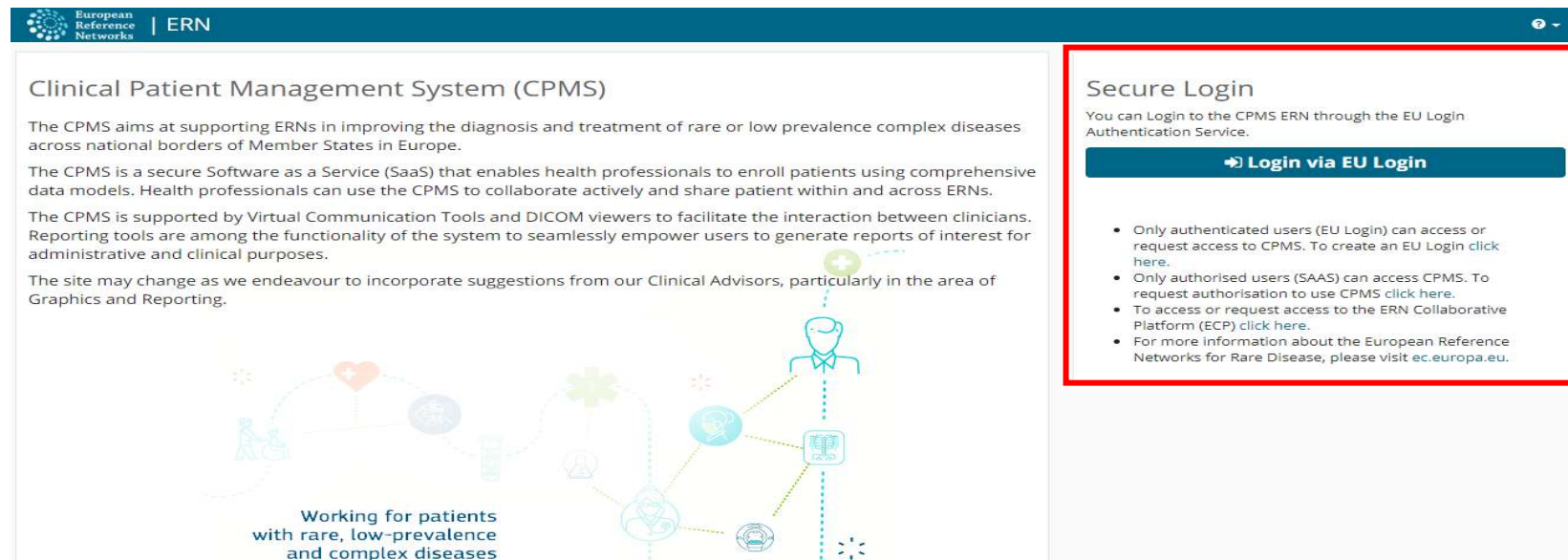
1. Internet connection

2. EU login

3. Mobile app

4. CPMS login

<https://cpms.ern-net.eu/login/>



The screenshot shows the CPMS login page. The header includes the European Reference Networks (ERN) logo and the text 'ERN'. The main content area is titled 'Clinical Patient Management System (CPMS)' and contains several paragraphs of text describing the system's purpose and functionality. A diagram at the bottom illustrates the system's workflow, showing a patient being treated by a clinician, with data being shared across a network. The right sidebar is titled 'Secure Login' and contains a 'Login via EU Login' button. Below the button, there is a list of bullet points detailing the requirements for accessing the system.

**Clinical Patient Management System (CPMS)**

The CPMS aims at supporting ERNs in improving the diagnosis and treatment of rare or low prevalence complex diseases across national borders of Member States in Europe.

The CPMS is a secure Software as a Service (SaaS) that enables health professionals to enroll patients using comprehensive data models. Health professionals can use the CPMS to collaborate actively and share patient within and across ERNs.

The CPMS is supported by Virtual Communication Tools and DICOM viewers to facilitate the interaction between clinicians. Reporting tools are among the functionality of the system to seamlessly empower users to generate reports of interest for administrative and clinical purposes.

The site may change as we endeavour to incorporate suggestions from our Clinical Advisors, particularly in the area of Graphics and Reporting.

**Secure Login**

You can Login to the CPMS ERN through the EU Login Authentication Service.

**Login via EU Login**

- Only authenticated users (EU Login) can access or request access to CPMS. To create an EU Login [click here](#).
- Only authorised users (SAAS) can access CPMS. To request authorisation to use CPMS [click here](#).
- To access or request access to the ERN Collaborative Platform (ECP) [click here](#).
- For more information about the European Reference Networks for Rare Disease, please visit [ec.europa.eu](http://ec.europa.eu).

Working for patients with rare, low-prevalence and complex diseases



# CPMS login



## Secure Login

You can Login to the CPMS ERN through the EU Login Authentication Service.

➔ **Login via EU Login**

- Video: Getting Set-Up and Logged In to CPMS
- Only ERN members and ERN guest users can be authorised users of the CPMS.
- To access the CPMS you need to have an EU login. To create an EU login, [click here](#).
- To request authorisation to use the CPMS, [click here](#).
- To request access to the ERN Collaborative Platform (ECP) to exchange non clinical data with the other members of your ERN, [click here](#).
- For more information on the European Reference Networks, please visit [ec.europa.eu](https://ec.europa.eu).

<https://webgate.ec.europa.eu/saas/home/roleNone/application/0/list.html>



# CPMS login – request an authorization (Saas)



## Select application

Privacy Statement Support Ruta MARCINKUTE Logout English (en)

European Commission

### Saas - Authorization System CPMS

European Commission > DG Health and Food Safety > Saas

Home

Request access User Data details

The Commission shall process personal data information pursuant to Regulation 45/2001 EC on the protection of individuals with regard to the processing of personal data by the Community institutions and bodies and on the free movement of such data.

### New application access

1 Select application 2 Select organisation 3 Select access profile 4 Recap and Submission

Application CPMS

Cancel

Step 2 : select an organisation →



# CPMS login – Saas



## Select an ERN

1 Select application 2 **Select organisation** 3 Select access profile 4 Recap and Submission

\*Organisations

25 records per page Search:

	<input type="radio"/> BOND - Bone Disorders	Details
	<input type="radio"/> COVID-19	Details
	<input type="radio"/> CRANIO - Craniofacial anomalies and ear, nose and throat disorders	Details
	<input type="radio"/> ERKNet - Kidney Diseases	Details
	<input type="radio"/> ERN-EYE - Eye Diseases	Details
	<input type="radio"/> ERN-LUNG - Respiratory Diseases	Details
	<input type="radio"/> ERN-RND - Neurological Diseases	Details
	<input type="radio"/> ERN-SKIN - Skin Disorders	Details
	<input type="radio"/> ERNICA - Inherited and Congenital Anomalies	Details
	<input type="radio"/> EURACAN - Adult Cancers	Details
	<input type="radio"/> EURO-NMD - Neuromuscular Diseases	Details
	<input type="radio"/> Endo-ERN - Endocrine Conditions	Details
	<input type="radio"/> EpiCARE - Epilepsies	Details
	<input type="radio"/> EuroBloodNet - Hematological Diseases	Details
	<input type="radio"/> GENTURIS - Genetic Tumour Risk Syndromes	Details
	<input type="radio"/> GUARD-HEART - Heart Diseases	Details
	<input checked="" type="radio"/> ITHACA - Intellectual Disability and Congenital Malformations	Details
	<input type="radio"/> MetabERN - Hereditary Metabolic Disorders	Details



# CPMS login – Saas

Select your country

← Up / ITHACA - Intellectual Disability and Congenital Malformations

Open	<input type="radio"/> Austria	Details
Open	<input type="radio"/> Belgium	Details
Open	<input type="radio"/> Bulgaria	Details
Open	<input type="radio"/> Croatia	Details
Open	<input type="radio"/> Cyprus	Details
Open	<input type="radio"/> Czech Republic	Details
Open	<input type="radio"/> Denmark	Details
Open	<input type="radio"/> Estonia	Details
Open	<input type="radio"/> Finland	Details
Open	<input checked="" type="radio"/> France	Details
Open	<input type="radio"/> Germany	Details
Open	<input type="radio"/> Greece	Details



# CPMS login – Saas



## Select your HCP

### New application access

1 Select application 2 **Select organisation** 3 Select access profile 4 Recap and Submission

\*Organisations

25 records per page Search:

← up / ITHACA - Intellectual Disability and Congenital Malformations / France

<input type="radio"/> 0000 Guest Access	Details
<input checked="" type="radio"/> FR10 - Assistance Publique-Hôpitaux de Paris, Hôpital Robert-Debré	Details
<input type="radio"/> FR17 - Assistance Publique-Hôpitaux de Marseille	Details
<input type="radio"/> FR20 - CHRU de Lille	Details
<input type="radio"/> FR22 - CHU Bordeaux // Reference Centre for Congenital Anomalies and Malformations SOOR	Details
<input type="radio"/> FR23 - CHU de Dijon	Details
<input type="radio"/> FR25 - Hospices Civils de Lyon	Details
<input type="radio"/> FR30 - CHU de Rennes	Details

Showing 1 to 8 of 8 entries

Organisation marked with (request submitted) can already be used to request access.

← Step 1 : select an application Cancel Step 3 : select an access profile →





# CPMS login - Saas



Select access profile

## New application access

1 Select application

2 Select organisation

3 Select access profile

4 Recap and Submission

\*Access Profile

Name	Status	Description
<input type="checkbox"/> Coordinator		handles requests for assistance from ERN and has access to KPIs
<input type="checkbox"/> Dispatcher		handles requests for assistance on behalf of Coordinator
<input type="checkbox"/> HP		healthcare professional available to participate in or lead panels
<input type="checkbox"/> Researcher		can create or consult queries or reports on the anonymised data from the ERN

Choose HP  
healthcare professional  
→

← Step 2 : select an organisation

Cancel

Step 4 : type a comment →





# CPMS login – Saas



## Select access profile

The screenshot shows the 'Saas - Authorization System' interface. At the top, there's a header with the European Commission logo and the text 'Saas - Authorization System' and 'CPMS'. Below this is a breadcrumb trail: 'European Commission > DG Health and Food Safety > Saas'. A navigation bar contains 'Home', 'Request access', and 'User Data details'. A light blue banner states: 'The Commission shall process personal data information pursuant to Regulation 45/2001 EC on the protection of individuals with regard to the processing of personal data by Community institutions and bodies and on the free movement of such data.' The main section is titled 'New application access' and has four steps: '1 Select application', '2 Select organisation', '3 Select access profile' (which is highlighted with an orange circle), and '4 Recap and Submission'. Below the steps is a 'Summary' box with the following details: Application: CPMS, Organisation: FR10 - Assistance Publique-Hôpitaux de Paris, Hôpital Robert-Debré, Access Profile: HP. Below the summary is a 'Comments' section with a text area containing the red text 'It would be useful to write your specialty'. At the bottom, there's a yellow box with the heading 'Before submitting' and the text 'A request to get access to an application will be validated by the administrators, this is a manual process and can take a few days.' At the very bottom, there are three buttons: '← Step 3 : select an access profile' (green), 'Cancel' (grey), and 'Submit request access' (blue).

Once you have submitted wait, it takes 2 to 3 days until your request has been approved and your account has been activated .

The CPMS login (user authentication) is a 3-factor authentication (e.g. email + password + SMS). This kind of identity management checks if the account is related to a real person not to a robot.



# CPMS login - ready ! - *then go to : PPT CPMS 2*



<https://cpms.ern-net.eu/login/>

Once you've been approved, you only use your device and UE login

## Clinical Patient Management System (CPMS)

The CPMS aims at supporting ERNs in improving the diagnosis and treatment of rare or low prevalence complex diseases across national borders of Member States in Europe.

The CPMS is a secure Software data models. Health professionals.

The CPMS is supported by various Reporting tools are among the administrative and clinical patient

The site may change as we evolve Graphics and Reporting.

**First authentication (email address + password)**

ERN-CPMS requires you to authenticate

**Sign in to continue**

Welcome back

→ **Your-email@address.com**  
(External)

[Sign in with a different e-mail address?](#)

Password

→

[Lost your password?](#)

Choose your verification method

Mobile Phone + SMS



Mobile phone

→

International format including country code, e.g. for Belgium: +32 123 45 67 89

**Sign in**

**Second authentication (Mobile phone number + SMS challenge)**

ERN-CPMS requires you to authenticate

**Sign in to continue**

**Authentication by SMS text challenge**

Enter the challenge sent to your mobile phone by SMS text message. It might take several minutes for the message to reach your mobile phone.

Mobile phone number

SMS text challenge

-  -

**Sign in**

## Secure Login

You can Login to the CPMS ERN through the EU Login Authentication Service.

**→ Login via EU Login**

- Only authenticated users (EU Login) can access or request access to CPMS. To create an EU Login [click here](#).
- Only authorised users (SAAS) can access CPMS. To request authorisation to use CPMS [click here](#).
- To access or request access to the ERN Collaborative Platform (ECP) [click here](#).
- For more information about the European Reference Networks for Rare Disease, please visit [ec.europa.eu](http://ec.europa.eu).



<https://cpms.ern-net.eu/login/>



Follow the CPMS user manual and Documentation

The first time you login, please fill the thematic areas you are interested in. This doesn't mean that you have to participate in all of them, but you will be informed if case discussions take place and can decide if you would like to participate. Go to ERN Dashboard ⇒ Preferences ⇒ Select the thematic areas of your interest

The screenshot displays the CPMS user interface. At the top, there is a dark blue header with the 'European Reference Networks | ERN' logo on the left and navigation links 'Centre', 'ERN', 'Map', a help icon, and a user profile 'Ms. Ruta MARCINKUTE' on the right. Below the header, the main content area is divided into three columns. The first column, titled 'Applications', contains links for 'Centre', 'ERN', and 'Map'. The second column, titled 'Training Videos', lists several video resources including 'Introduction to CPMS' and various CPMS Webinars. The third column, titled 'CPMS user manual and documentation', is highlighted with a red box and has a red arrow pointing to it from the top navigation bar. This column contains a list of documents: 'User Manual', 'Multi level role-based access', 'Coding systems & Data standards', 'De-Identification in CPMS', 'Image Viewer', 'Data Hosting', 'Patient Consent Sample', 'Outcome Document Template', 'Good Practices of the Informed Consent', and 'Toolkit and Case Study for Health professionals'. At the bottom of the page, there is a 'Help & Support' section with contact information for ERN-CPMS, a copyright notice for OpenApp Consulting Limited, and a version string 'insight\_ern#uat15.008'. A European Union logo and 'Co-financed by the European Union' text are also present.

European Reference Networks | ERN

Centre ERN Map ? Ms. Ruta MARCINKUTE

Applications

- Centre
- ERN
- Map

Training Videos

- Introduction to CPMS
- CPMS Webinar- General introduction
- CPMS Webinar- How to use the Consultation Form
- CPMS Webinar- How to form an Expert Panel
- CPMS Webinar- How to schedule video meetings
- CPMS Webinar - how to use the Medical Viewer
- CPMS Webinar- Users Access rights
- CPMS Webinar- Non-ERN Health Professionals
- CPMS Webinar - ERN Coordinators

CPMS user manual and documentation

- User Manual
- Multi level role-based access
- Coding systems & Data standards
- De-Identification in CPMS
- Image Viewer
- Data Hosting
- Patient Consent Sample
- Outcome Document Template
- Good Practices of the Informed Consent
- Toolkit and Case Study for Health professionals

Help & Support

If you have any queries, ideas, suggestions, or need help with an issue please contact ERN-CPMS via email at [Sante-ERN-CPMS-itsupport@ec.europa.eu](mailto:Sante-ERN-CPMS-itsupport@ec.europa.eu).

Co-financed by the European Union  
Connecting Europe Facility

Copyright © 2017 OpenApp Consulting Limited. All rights reserved.  
Version: insight\_ern#uat15.008, created: Wed Jun 27 17:07:57 2018  
Browser Information

